

MONTHLY REPORT

AMERICAN PECAN INDUSTRY



WWW.AMERICANPECAN.COM

(817) 916-0020 | INDUSTRY@AMERICANPECAN.COM

METHODOLOGY

REPORTING PROCESS

Every month, the American Pecan Council publishes an industry position report, which contains the most recent pecan trade statistics. These reports provide the latest shipment, inventory, export, import, and net open position. All handlers of pecans within the area of production submit a summary report to the Council monthly. Referencing this report can help understand the trend impacting the pecan industry. The reports are published based on the American Pecan Council's crop year (September 1st - August 31st) which aligns with the pecan crop production cycle.

INDUSTRY REPORT PUBLICATION

All Pecan Industry Position Reports are published on a monthly basis. Once 80% of industry weight is received during a given reporting period, the American Pecan Council publishes the report. You can view the monthly position reports at <https://americanpecan.com/for-industry/analytics-data-market/>.

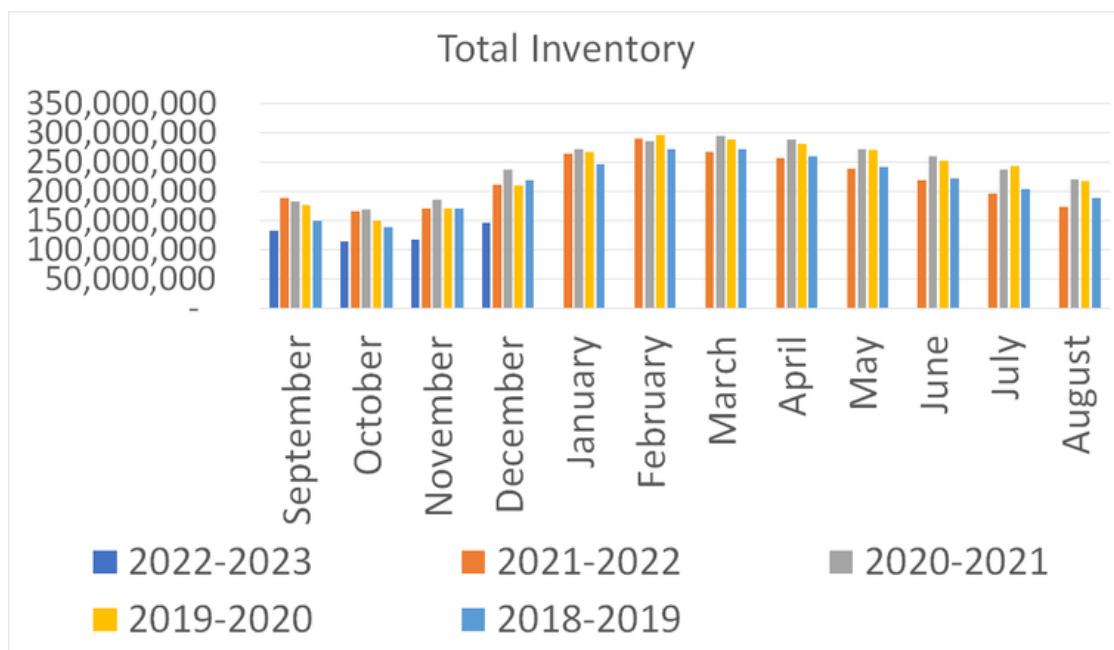
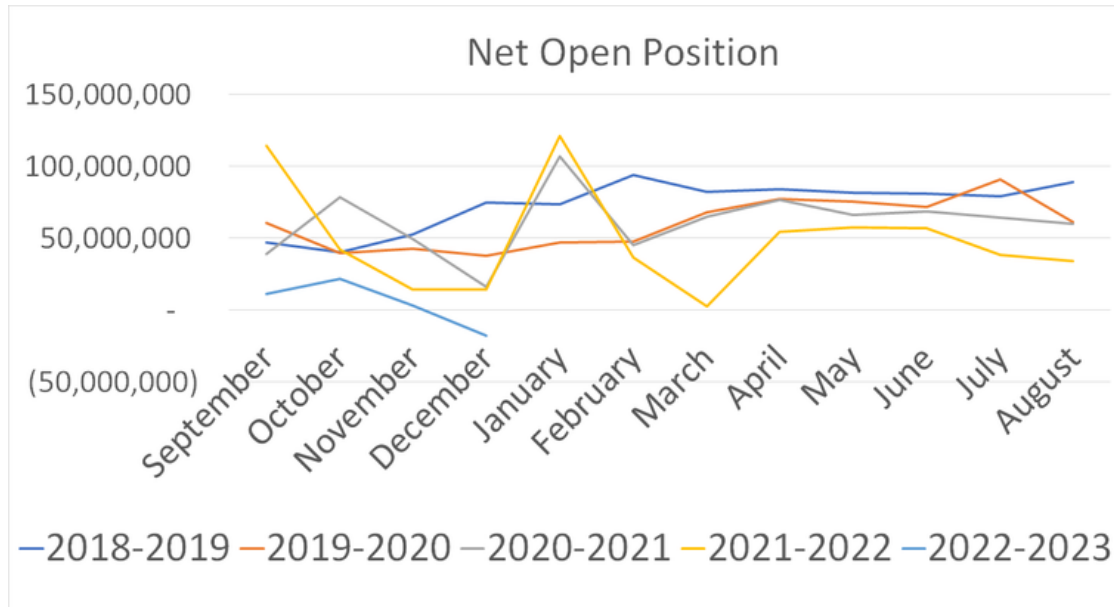
REVISION PROCESS

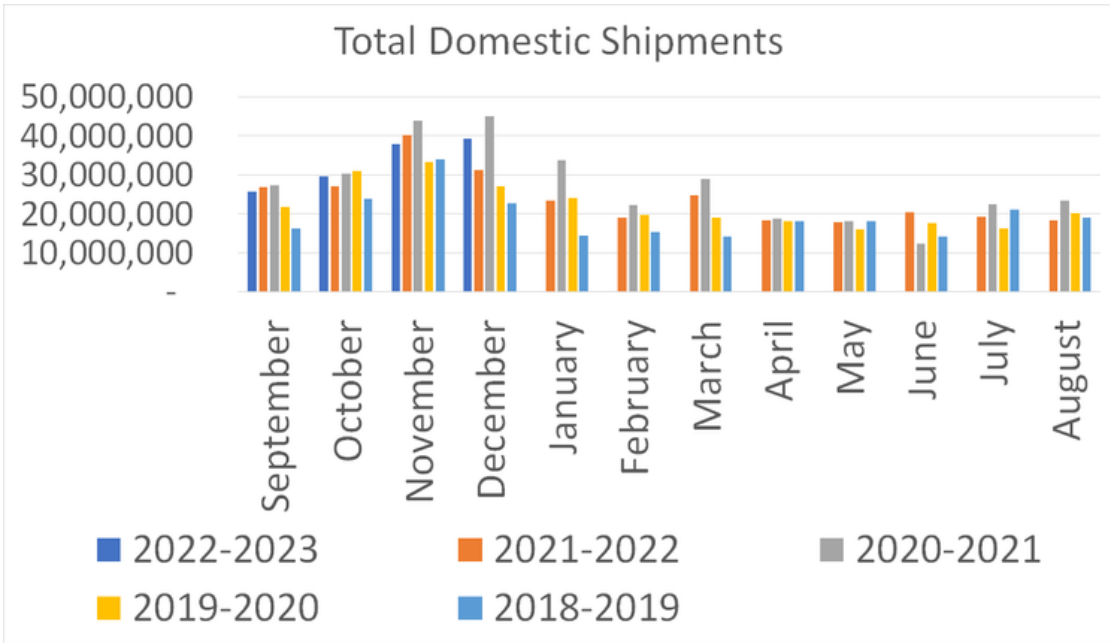
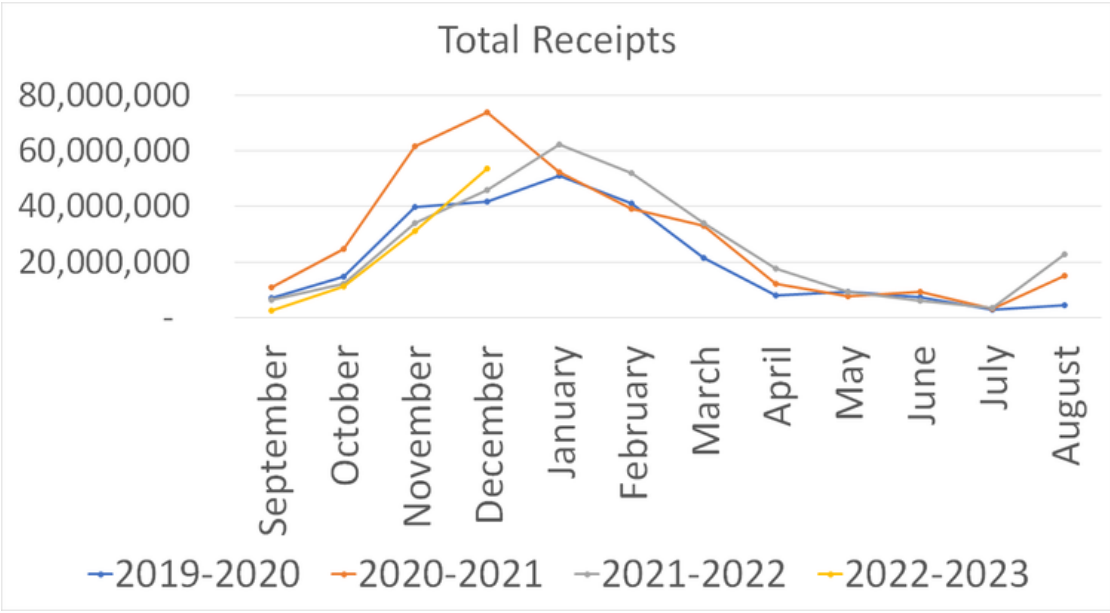
Data are revised the following month based on late reports or corrected data. Final figures are published in the annual summary in September of that crop year.

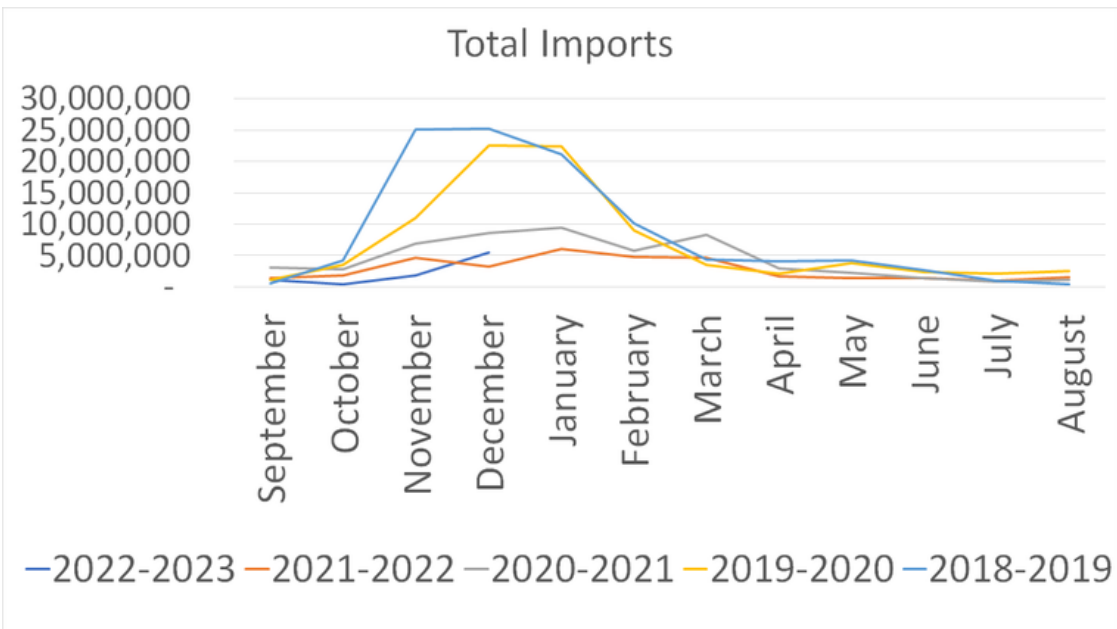
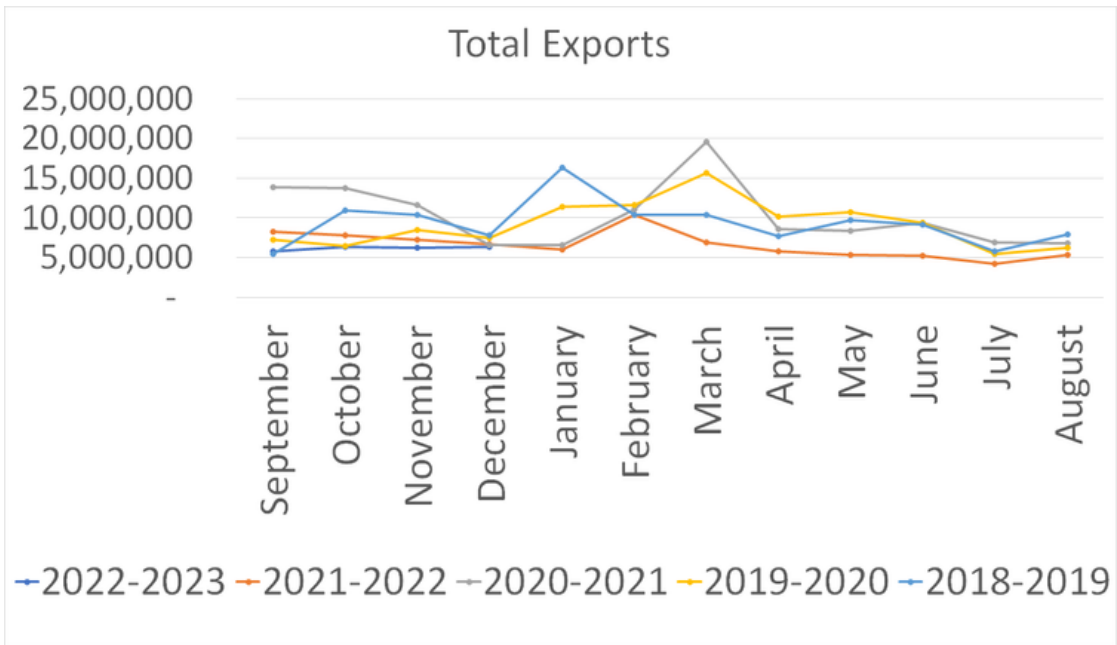
STATISTICS OVERVIEW

(INSHELL BASIS)

December 2022







AMERICAN PECAN COUNCIL

Handler Shipments and Inventory

December 31, 2022

Receipts:	<u>12/31/2022</u>		
Pecans Received:			
Improved	50,168,020		
Native/Seedling	1,587,183		
Substandard	1,910,706		
Total	<u>53,665,909</u>		
	<u>12/31/2022</u>		
Inter-Handler/Imports:			
Inshell	56,393,270		
Shelled Meats	339,754		
Total (Inshell Basis)	<u>57,072,778</u>		
	<u>12/31/2022</u>		
Shipments:			
Shelled Meats			
Retail/Grocery	12,700,493		
Exports	2,573,008		
Inshell			
Retail/Grocery	13,798,860		
Exports	1,296,620		
	<u>12/31/2022</u>	<u>12/31/2021</u>	<u>% of Change of Year</u>
Total Pecans in Inventory:			
Shelled Meats	35,404,799	34,331,581	3%
Inshell	74,369,643	142,746,631	-48%
Total (Inshell Basis)	<u>145,179,241</u>	<u>211,409,793</u>	<u>-31%</u>
Commitments to Ship:			
Meats:			
Domestic-Shelled Meats	70,634,737	87,260,988	-19%
Export-Shelled Meats	8,371,245	15,415,034	-46%
Total Meats	<u>79,005,982</u>	<u>102,676,022</u>	<u>-23%</u>
Inshell:			
Domestic-Inshell	7,193,078	10,738,176	-33%
Export-Inshell	1,196,168	3,376,968	-65%
Total Inshell	<u>8,389,246</u>	<u>14,115,144</u>	<u>-41%</u>
Less: Contracts to Purchase:			
Shelled Meats	-0-	(432,000)	0%
Inshell	(3,230,959)	(21,601,172)	0%
Total Commitments (Inshell Basis)	<u>163,170,251</u>	<u>197,002,016</u>	<u>-17%</u>
	<u>(17,991,010)</u>	<u>14,407,777</u>	<u>-225%</u>
Net Open Position:			

Data is accurate as of January 2022 and represents 96% of the industry.

AMERICAN PECAN COUNCIL

Mexico Exports and Foreign Purchases

December 31, 2022

INSHELL PECANS EXPORTED TO MEXICO FOR SHELLING AND RETURNED TO U.S. AS SHELLED MEATS

	<u>12/31/2022</u>	<u>12/31/2021</u>	<u>% of Change of Year to Date</u>
Inshell Exported for Shelling:			
Mexico	24,700	94,215	-281%
Total Inshell Exported for Shelling			
Shelled Meats - Produced in U.S. Inshell Returned to U.S.:			
Mexico	84,000	205,500	-145%

PECANS PURCHASED OUTSIDE THE U.S. BY U.S. HANDLERS

	<u>12/31/2022</u>	<u>12/31/2021</u>	<u>% of Change of Year</u>
Shelled Meats:			
Country of Origin:			
Australia			0%
Mexico	633,110	638,263	-1%
Total Shelled Meats			-1%
Inshell:			
Country of Origin:			
Argentina			0%
Mexico	4,169,260	1,889,836	121%
Total Inshell			#DIV/0!
Total (Inshell Basis)			
Argentina	-0-	-0-	0%
Australia	-0-	-0-	0%
Mexico	5,435,480	3,166,362	42%
Total (Inshell Basis)	5,435,480	3,166,362	42%

Shelled Meats are converted to inshell using a yield of 50% (multiplying the shelled meats by"2"). The form automatically makes this calculation.

AMERICAN PECAN COUNCIL

Destination Report

December 31, 2022

World Region Destination	Shelled		Inshell		Sub-Standard		Total (Inshell Basis)	
	12/31/2022	12/31/2021	12/31/2022	12/31/2021	12/31/2022	12/31/2021	12/31/2022	12/31/2021
<u>Africa</u>								
Algeria	-0-	-0-	-	-0-	-0-	-0-	-0-	-0-
Egypt	-0-	-0-	-	-0-	-0-	-0-	-0-	-0-
Morocco	-0-	-0-	0	-0-	-0-	-0-	-0-	-0-
Total Africa	-0-	-0-	-0-	-0-	-0-	-0-	-0-	-0-
<u>Asia</u>								
China	20,550	-0-	182,761.00	1,310,665	-0-	-0-	223,861	1,310,665
Hong Kong	-0-	-0-	-	-0-	-0-	-0-	-0-	-0-
India	8,820	12,000	-	-0-	-0-	-0-	17,640	24,000
Japan	-0-	53,100	-	-0-	-0-	-0-	-0-	106,200
Kuwait	48,000	-0-	-	-0-	-0-	-0-	96,000	-0-
Malaysia	-0-	-0-	-	-0-	-0-	-0-	-0-	-0-
Philippines	-0-	-0-	-	-0-	-0-	-0-	-0-	-0-
Qatar	-0-	-0-	-	-0-	-0-	-0-	-0-	-0-
Singapore	-0-	5,040	-	-0-	-0-	-0-	-0-	10,080
South Korea	51,000	106,500	-	-0-	-0-	-0-	102,000	213,000
Thailand	-0-	22,800	-	-0-	-0-	-0-	-0-	45,600
Taiwan	-0-	36,000	-	-0-	-0-	-0-	-0-	72,000
Vietnam	-0-	82,500	-	-0-	-0-	-0-	-0-	165,000
Total Asia	128,370	317,940	182,761	1,310,665	-0-	-0-	439,501	1,946,545

Shelled Meats are converted to inshell using a yield of 50% (multiplying the shelled meats by"2"). The form automatically makes this calculation.

AMERICAN PECAN COUNCIL

Destination Report

December 31, 2022

World Region	Shelled		Inshell		Sub-Standard		Total (Inshell Basis)	
Destination								
World Region	Shelled		Inshell		Sub-Standard		Total (Inshell Basis)	
Destination								
	12/31/2022	12/31/2021	12/31/2022	12/31/2021	12/31/2022	12/31/2021	12/31/2022	12/31/2021
<u>Australia/Oceania</u>								
Australia	-0-	-0-	-0-	-0-	-0-	-0-	-0-	-0-
Total Australia	-0-	-0-	-0-	-0-	-0-	-0-	-0-	-0-
<u>Europe</u>								
Austria	24,000	-0-	-0-	-0-	-0-	-0-	48,000	-0-
Belgium	40,320	40,500	-0-	-0-	-0-	-0-	80,640	81,000
Bulgaria	-0-	-0-	-0-	-0-	-0-	-0-	-0-	-0-
Czech Republic	64,500	-0-	-0-	-0-	-0-	-0-	129,000	-0-
Denmark	42,000	26,760	-0-	-0-	-0-	-0-	84,000	53,520
France	122,010	125,670	-0-	-0-	-0-	-0-	244,020	251,340
Germany	126,000	32,580	-0-	-0-	-0-	-0-	252,000	65,160
Greece	-0-	-0-	-0-	-0-	-0-	-0-	-0-	-0-
Ireland	-0-	-0-	-0-	-0-	-0-	-0-	-0-	-0-
Italy	-0-	-0-	-0-	-0-	-0-	-0-	-0-	-0-
Latvia	-0-	-0-	-0-	-0-	-0-	-0-	-0-	-0-
Lithuania	42,000	126,000	-0-	-0-	-0-	-0-	84,000	252,000
Netherlands	164,640	302,790	-0-	-0-	-0-	-0-	329,280	605,580
Norway	18,000	22,800	-0-	-0-	-0-	-0-	36,000	45,600
Poland	-0-	6,600	-0-	-0-	-0-	-0-	-0-	13,200
Portugal	-0-	-0-	-0-	-0-	-0-	-0-	-0-	-0-
Russia	-0-	-0-	-0-	-0-	-0-	-0-	-0-	-0-
Slovenia	9,000	20,160	-0-	-0-	-0-	-0-	18,000	40,320
Spain	57,840	74,160	-0-	-0-	-0-	-0-	115,680	148,320
Sweden	10,080	27,000	-0-	-0-	-0-	-0-	20,160	54,000
Switzerland	-0-	-0-	-0-	-0-	-0-	-0-	-0-	-0-
United Kingdom	491,670	279,780	-0-	-0-	-0-	-0-	983,340	559,560
Total Europe	1,212,060	1,084,800	-0-	-0-	-0-	-0-	2,424,120	2,169,600

Shelled Meats are converted to inshell using a yield of 50% (multiplying the shelled meats by"2"). The form automatically makes this calculation.

AMERICAN PECAN COUNCIL

Destination Report

December 31, 2022

World Region	Shelled		Inshell		Sub-Standard		Total (Inshell Basis)	
Destination								
World Region	Shelled		Inshell		Sub-Standard		Total (Inshell Basis)	
Destination								
	12/31/2022	12/31/2021	12/31/2022	12/31/2021	12/31/2022	12/31/2021	12/31/2022	12/31/2021
Middle East								
Israel	198,000	265,920	-0-	-0-	-0-	-0-	396,000	531,840
Jordan	24,000	-0-	-0-	-0-	-0-	-0-	48,000	-0-
Lebanon	39,000	-0-	-0-	-0-	-0-	-0-	78,000	-0-
Saudi Arabia	24,000	-0-	-0-	-0-	-0-	-0-	48,000	-0-
Turkey	24,000	-0-	-0-	-0-	-0-	-0-	48,000	-0-
United Arab Emirates	22,110	72,000	-0-	-0-	-0-	-0-	44,220	144,000
Total Middle East	331,110	337,920	-0-	-0-	-0-	-0-	662,220	675,840
North America								
Canada	863,254	943,380	1,076,675	-0-	-0-	-0-	2,803,183	1,886,760
Costa Rica	-0-	-0-	-0-	-0-	-0-	-0-	-0-	-0-
Mexico	-0-	-0-	-0-	-0-	37,184	-0-	37,184	-0-
Puerto Rico	-0-	-0-	-0-	-0-	-0-	-0-	-0-	-0-
Total North America	863,254	943,380	1,076,675	-0-	37,184	-0-	2,840,367	1,886,760
South American								
Columbia	-0-	-0-	-0-	-0-	-0-	-0-	-0-	-0-
Peru	-0-	-0-	-0-	-0-	-0-	-0-	-0-	-0-
Trinidad	-0-	-0-	-0-	-0-	-0-	-0-	-0-	-0-
Total South America	-0-	-0-	-0-	-0-	-0-	-0-	-0-	-0-
Total Exports	2,534,794	2,684,040	1,259,436	1,310,665	37,184	-0-	6,366,208	6,678,745

Shelled Meats are converted to inshell using a yield of 50% (multiplying the shelled meats by"2"). The form automatically makes this calculation.