

MONTHLY REPORT

AMERICAN PECAN INDUSTRY



WWW.AMERICANPECAN.COM

(817) 916-0020 | INDUSTRY@AMERICANPECAN.COM

METHODOLOGY

REPORTING PROCESS

Every month, the American Pecan Council publishes an industry position report, which contains the most recent pecan trade statistics. These reports provide the latest shipment, inventory, export, import, and net open position. All handlers of pecans within the area of production submit a summary report to the Council monthly. Referencing this report can help understand the trend impacting the pecan industry. The reports are published based on the American Pecan Council's crop year (September 1st - August 31st) which aligns with the pecan crop production cycle.

INDUSTRY REPORT PUBLICATION

All Pecan Industry Position Reports are published on a monthly basis. Once 80% of industry weight is received during a given reporting period, the American Pecan Council publishes the report. You can view the monthly position reports at <https://americanpecan.com/for-industry/analytics-data-market/>.

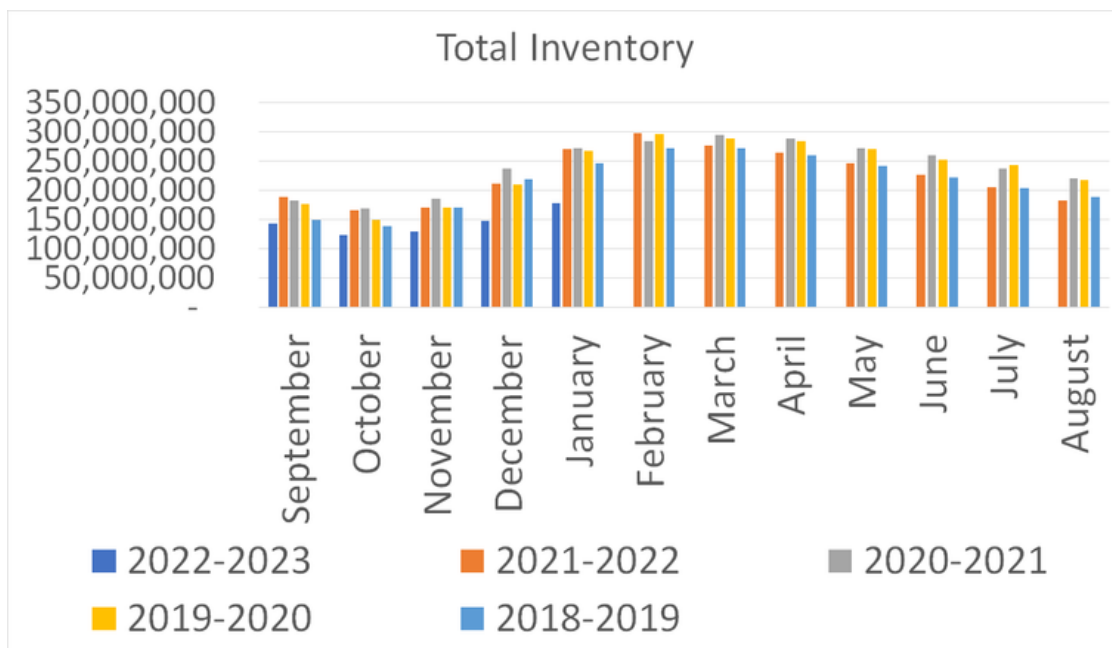
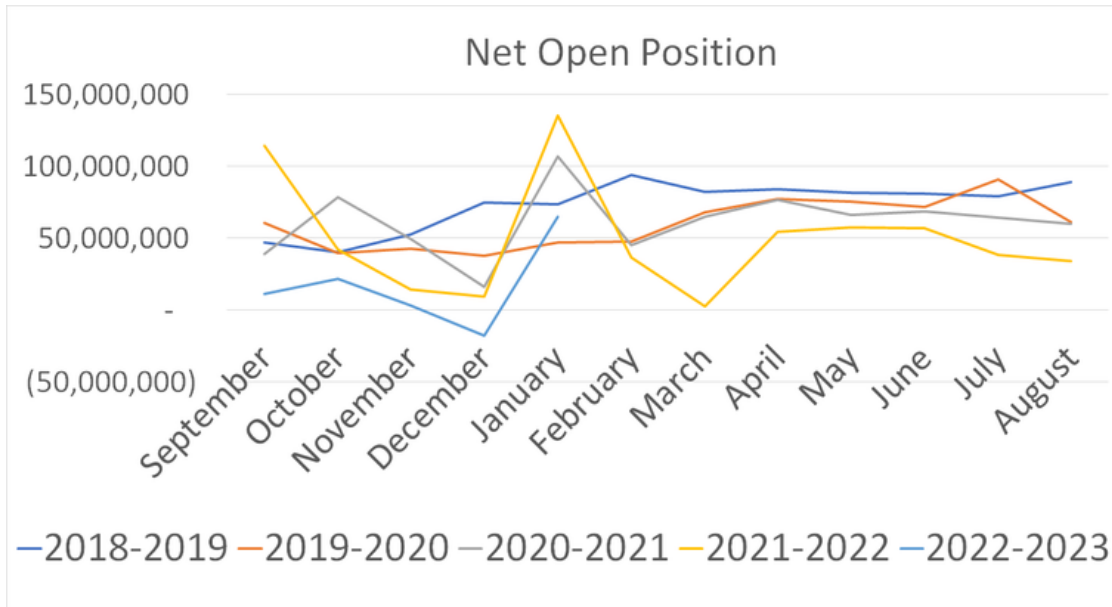
REVISION PROCESS

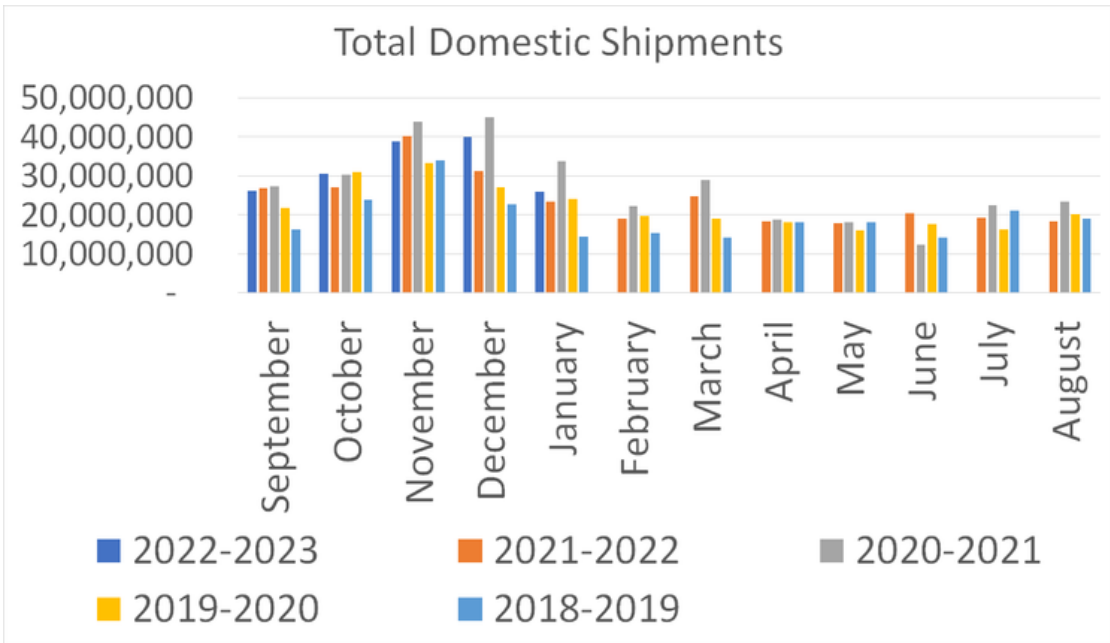
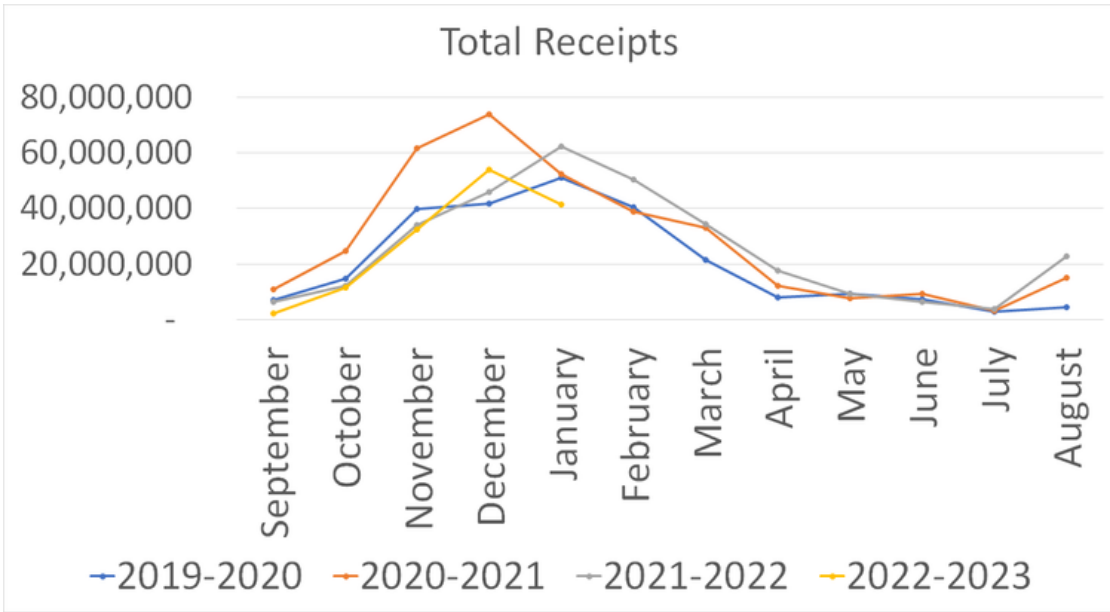
Data are revised the following month based on late reports or corrected data. Final figures are published in the annual summary in September of that crop year.

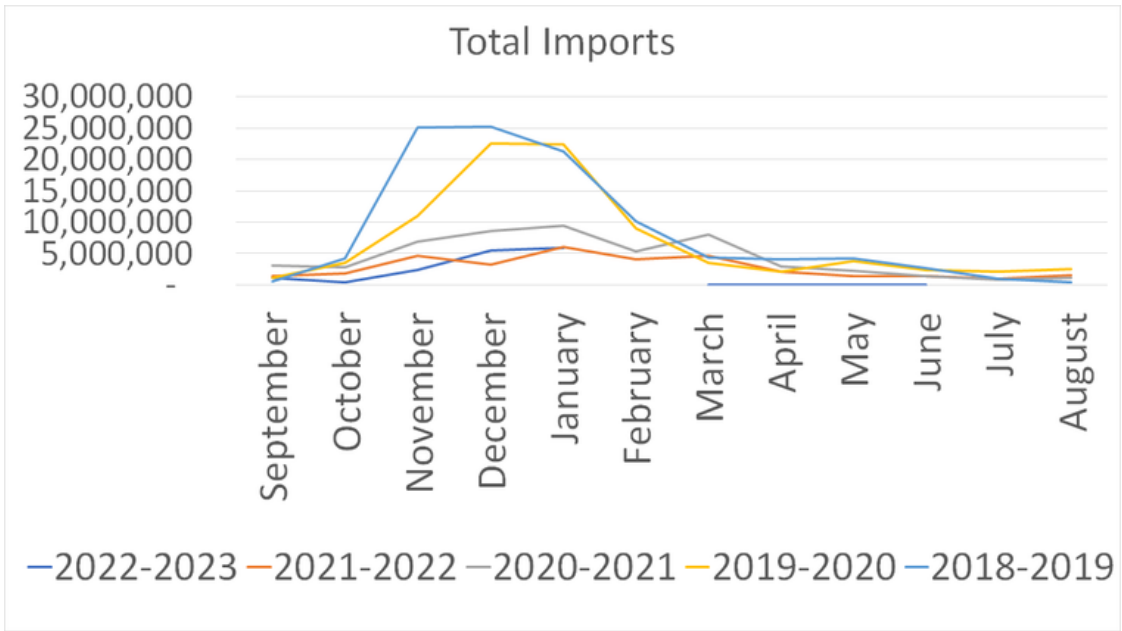
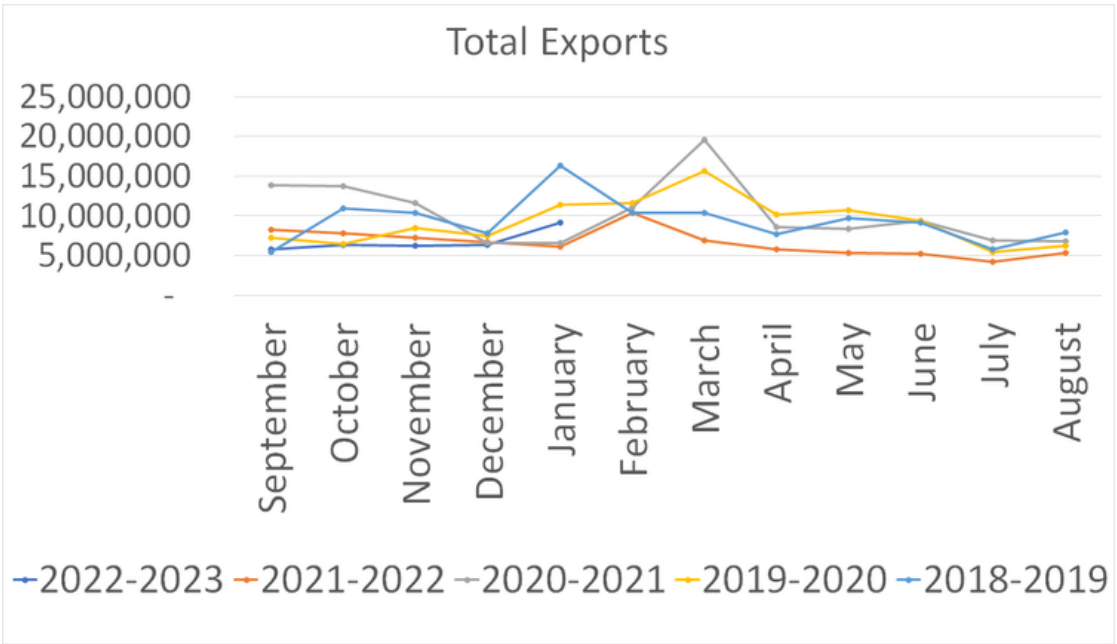
STATISTICS OVERVIEW

(INSHELL BASIS)

January 2023







AMERICAN PECAN COUNCIL

Handler Shipments and Inventory

January 31, 2023

Receipts:	<u>1/31/2023</u>		
Pecans Received:			
Improved	35,021,480		
Native/Seedling	721,020		
Substandard	<u>5,628,283</u>		
Total	<u>41,370,783</u>		
	<u>1/31/2023</u>		
Inter-Handler/Imports:			
Inshell	19,197,037		
Shelled Meats	85,551		
Total (Inshell Basis)	<u>19,368,139</u>		
Shipments:	<u>1/31/2023</u>		
Shelled Meats			
Retail/Grocery	8,581,766		
Exports	1,524,780		
Inshell			
Retail/Grocery	8,882,228		
Exports	<u>6,125,882</u>		
	<u>1/31/2023</u>	<u>1/31/2022</u>	<u>% of Change of Year</u>
Total Pecans in Inventory:			
Shelled Meats	35,252,140	34,546,941	2%
Inshell	<u>106,785,591</u>	<u>200,733,422</u>	<u>-47%</u>
Total (Inshell Basis)	<u>177,289,871</u>	<u>269,827,304</u>	<u>-34%</u>
Commitments to Ship:			
Meats:			
Domestic-Shelled Meats	49,052,419	59,075,124	-17%
Export-Shelled Meats	<u>6,926,100</u>	<u>13,482,970</u>	<u>-49%</u>
Total Meats	<u>55,978,519</u>	<u>72,558,094</u>	<u>-23%</u>
Inshell:			
Domestic-Inshell	6,014,629	10,641,396	-43%
Export-Inshell	<u>3,159,721</u>	<u>1,461,057</u>	<u>116%</u>
Total Inshell	<u>9,174,350</u>	<u>12,102,453</u>	<u>-24%</u>
Less: Contracts to Purchase:			
Shelled Meats	(81,000)	(432,000)	0%
Inshell	<u>(8,642,635)</u>	<u>(21,601,172)</u>	<u>0%</u>
Total Commitments (Inshell Basis)	<u>112326753</u>	<u>134,753,469</u>	<u>-17%</u>
Net Open Position:	<u>64,963,118</u>	<u>135,073,835</u>	<u>-52%</u>

Data is accurate as of February 2023 and represents 90% of the industry.

AMERICAN PECAN COUNCIL

Mexico Exports and Foreign Purchases

January 31, 2023

INSHELL PECANS EXPORTED TO MEXICO FOR SHELLING AND RETURNED TO U.S. AS SHELLED MEATS

	<u>1/31/2023</u>	<u>1/31/2022</u>	<u>% of Change of Year to Date</u>
Inshell Exported for Shelling:			
Mexico	-	394,420	0%
Total Inshell Exported for Shelling	<u> </u>	<u> </u>	<u> </u>
Shelled Meats - Produced in U.S. Inshell Returned to U.S.:			
Mexico	<u>42,180</u>	<u>296,465</u>	<u>-603%</u>

PECANS PURCHASED OUTSIDE THE U.S. BY U.S. HANDLERS

	<u>1/31/2023</u>	<u>1/31/2022</u>	<u>% of Change of Year</u>
Shelled Meats:			
Country of Origin:			
Australia			0%
Mexico	<u>1,194,270</u>	<u>956,497</u>	<u>20%</u>
Total Shelled Meats	<u> </u>	<u> </u>	<u> </u>
Inshell:			
Country of Origin:			
Argentina			0%
Mexico	<u>3,481,163</u>	<u>4,107,258</u>	<u>-15%</u>
Total Inshell	<u> </u>	<u> </u>	<u> </u>
Total (Inshell Basis)			
Argentina	-0-	-0-	0%
Australia	-0-	-0-	0%
Mexico	<u>5,869,703</u>	<u>6,020,252</u>	<u>-3%</u>
Total (Inshell Basis)	<u> </u>	<u> </u>	<u> </u>

Shelled Meats are converted to inshell using a yield of 50% (multiplying the shelled meats by "2"). The form automatically makes this calculation.

AMERICAN PECAN COUNCIL

TM

Destination Report

January 31, 2023

World Region Destination	Shelled		Inshell		Sub-Standard		Total (Inshell Basis)	
	1/31/2023	1/31/2022	1/31/2023	1/31/2022	1/31/2023	1/31/2022	1/31/2023	1/31/2022
<u>Africa</u>								
Algeria	-0-	-0-	-0-	-0-	-0-	-0-	-0-	-0-
Egypt	24,000	-0-	-0-	-0-	-0-	-0-	48,000	-0-
Morocco	-0-	-0-	-0-	51,360	-0-	-0-	-0-	51,360
Total Africa	24,000	-0-	-0-	51,360	-0-	-0-	48,000	51,360
<u>Asia</u>								
China	-0-	41,100	6,125,881	990,141	-0-	-0-	6,125,881	1,072,341
Hong Kong	-0-	0	-	-0-	-0-	-0-	-0-	-0-
India	15,120	-0-	-	-0-	-0-	-0-	30,240	-0-
Japan	-0-	71,250	-	-0-	-0-	-0-	-0-	142,500
Kuwait	-0-	30,000	-	-0-	-0-	-0-	-0-	60,000
Malaysia	12,360	-0-	-	-0-	-0-	-0-	24,720	-0-
Philippines	3,360	3,360	-	-0-	-0-	-0-	6,720	6,720
Qatar	21,840	-0-	-	-0-	-0-	-0-	43,680	-0-
Singapore	0	-	-	-0-	-0-	-0-	-0-	-0-
South Korea	210,600	151,800	-	-0-	-0-	-0-	421,200	303,600
Thailand	-0-	22,800	-	-0-	-0-	-0-	-0-	45,600
Taiwan	-0-	24,000	-	-0-	-0-	-0-	-0-	48,000
Vietnam	42,000	-0-	-	-0-	-0-	-0-	84,000	-0-
Total Asia	305,280	344,310	6,125,881	990,141	-0-	-0-	6,736,441	1,678,761

Shelled Meats are converted to inshell using a yield of 50% (multiplying the shelled meats by"2"). The form automatically makes this calculation.

AMERICAN PECAN COUNCIL

TM

Destination Report

January 31, 2023

World Region Destination	Shelled		Inshell		Sub-Standard		Total (Inshell Basis)	
	1/31/2023	1/31/2022	1/31/2023	1/31/2022	1/31/2023	1/31/2022	1/31/2023	1/31/2022
Australia/Oceania								
Australia	0	1,680	-0-	-0-	-0-	-0-	-0-	3,360
Total Australia	1,680	1,680	-0-	-0-	-0-	-0-	-0-	3,360
Europe								
Austria	-0-	24,000	-0-	-0-	-0-	-0-	-0-	48,000
Belgium	-0-	24,000	-0-	-0-	-0-	-0-	-0-	48,000
Bulgaria	-0-	-0-	-0-	-0-	-0-	-0-	-0-	-0-
Czech Republic	-0-	24,000	-0-	-0-	-0-	-0-	-0-	48,000
Denmark	-0-	33,060	-0-	-0-	-0-	-0-	-0-	66,120
France	189,300	-0-	-0-	-0-	-0-	-0-	378,600	-0-
Germany	19,200	236,250	-0-	-0-	-0-	-0-	38,400	472,500
Greece	24,000	-0-	-0-	-0-	-0-	-0-	48,000	-0-
Ireland	-0-	-0-	-0-	-0-	-0-	-0-	-0-	-0-
Italy	42,000	-0-	-0-	-0-	-0-	-0-	84,000	-0-
Latvia	6,600	-0-	-0-	-0-	-0-	-0-	13,200	-0-
Lithuania	-0-	-0-	-0-	-0-	-0-	-0-	-0-	-0-
Netherlands	87,150	296,940	-0-	-0-	-0-	-0-	174,300	593,880
Norway	2,100	18,000	-0-	-0-	-0-	-0-	4,200	36,000
Poland	42,000	-0-	-0-	-0-	-0-	-0-	84,000	-0-
Portugal	-0-	-0-	-0-	-0-	-0-	-0-	-0-	-0-
Russia	-0-	-0-	-0-	-0-	-0-	-0-	-0-	-0-
Slovenia	-0-	-0-	-0-	-0-	-0-	-0-	-0-	-0-
Spain	40,500	169,500	-0-	-0-	-0-	-0-	81,000	339,000
Sweden	-0-	42,840	-0-	-0-	-0-	-0-	-0-	85,680
Switzerland	42,000	40,350	-0-	-0-	-0-	-0-	84,000	80,700
United Kingdom	-0-	121,410	-0-	-0-	-0-	-0-	-0-	242,820
Total Europe	494,850	1,030,350	-0-	-0-	-0-	-0-	989,700	2,060,700

Shelled Meats are converted to inshell using a yield of 50% (multiplying the shelled meats by"2"). The form automatically makes this calculation.

AMERICAN PECAN COUNCIL

Destination Report

January 31, 2023

World Region Destination	Shelled		Inshell		Sub-Standard		Total (Inshell Basis)	
	1/31/2023	1/31/2022	1/31/2023	1/31/2022	1/31/2023	1/31/2022	1/31/2023	1/31/2022
<u>Middle East</u>								
Israel	238,800	448,500	-0-	-0-	-0-	-0-	477,600	897,000
Jordan	48,000	-0-	-0-	-0-	-0-	-0-	96,000	-0-
Lebanon	-0-	24,000	-0-	-0-	-0-	-0-	-0-	48,000
Saudi Arabia	174,000	168,000	-0-	-0-	-0-	-0-	348,000	336,000
Turkey	-0-	66,000	-0-	-0-	-0-	-0-	-0-	132,000
United Arab Emirates	63,720	-0-	-0-	-0-	-0-	-0-	127,440	-0-
Total Middle East	524,520	706,500	-0-	-0-	-0-	-0-	1,049,040	1,413,000
<u>North America</u>								
Canada	176,130	445,974	-0-	-0-	-0-	-0-	352,260	891,948
Costa Rica	-0-	-0-	-0-	-0-	-0-	-0-	-0-	-0-
Mexico	-0-	-0-	-0-	-0-	-0-	43,795	-0-	43,795
Puerto Rico	-0-	-0-	-0-	-0-	-0-	-0-	-0-	-0-
Total North America	176,130	445,974	-0-	-0-	-0-	43,795	352,260	935,743
<u>South American</u>								
Columbia	-0-	-0-	-0-	-0-	-0-	-0-	-0-	-0-
Peru	-0-	-0-	-0-	-0-	-0-	-0-	-0-	-0-
Trinidad	-0-	-0-	-0-	-0-	-0-	-0-	-0-	-0-
Total South America	-0-	-0-	-0-	-0-	-0-	-0-	-0-	-0-
Total Exports	1,526,460	2,528,814	6,125,881	1,041,501	-0-	43,795	9,175,441	6,142,924

Shelled Meats are converted to inshell using a yield of 50% (multiplying the shelled meats by"2"). The form automatically makes this calculation.